



RC100

User Manual and Warranty Information



Register your product online at
www.enjoysova.com

By registering your product, you will receive Proof of Ownership, Product protection, and Product registration.

How to Use

Congratulations on your purchase of your Sova™ device! Before using, please read the information contained in this user manual to learn more about your product and proper use.

Before use: wash and rinse the device with a mild anti-bacterial soap and warm water or a rubber and silicone friendly vibrator cleaner.

Inserting the Battery

1. Rotate the base of device counterclockwise to remove the battery compartment cap. **(a)**
2. Insert one "AA" ALKALINE battery, placing the positive (+) end of the battery into the device first. **(b)**
3. Replace the battery compartment cap of device and rotate the base of the device clockwise until it stops. This means the cap is locked. **(c)**

The use of one "AA" ALKALINE battery will allow up to 4 hours of continued use. Use of any batteries other than alkaline will negatively affect the device's operating performance. Batteries should not be left in the device if the device is not in use for 30 days. Dead batteries should be removed immediately and disposed of properly.

How to Operate

Turn On: Quickly press the On/Off button to start the device. **(d)**

Turn Off: Press and hold the On/Off button for 2 seconds to turn the vibration off.

Selecting Vibration Mode: There are 5 vibration modes. Simply press the On/Off button repeatedly to cycle through the modes.

Mode 1: Intense continuous vibration

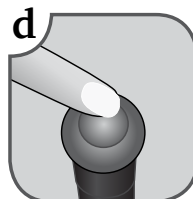
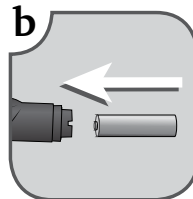
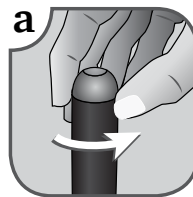
Mode 2: Moderate continuous vibration

Mode 3: Pulsing wave vibration

Mode 4: Quick, rapid pulsation

Mode 5: Flutter vibration

Each time the device is turned on, it will begin at Mode 1.



Lubricants

Water based lubricants are recommended with this device. Silicone and oil based lubricants can degrade the silicone material and should not be used.

Safety

- Use only as directed. You are responsible for using Sova™ products in a safe manner. While this user manual does include safety notes, it is essential for you to employ common sense in intimate encounters.
- Do not submerge underwater. While this device is washable, it is not waterproof.
- Only use the Sova device with the battery compartment cap and all components completely secure to prevent moisture from getting to the battery and the motor.
- Only insert silicone rubber end during use. Do not insert beyond the rubber coated portion of the device.
- Do not insert battery compartment cap end of device during any use.
- Do not share device with others.
- If you are allergic to silicone or chromium, do not use.
- If signs of an allergic reaction appear, immediately discontinue use of the device and contact your doctor.
- Do not use device on swollen, inflamed areas, broken skin, or areas with poor circulation.
- Do not use the Sova device on any single area for an extended period of time.
- The Sova device does not have a flared end and is not safe for use as an anal device. Do not use it in your or another individual's anus.
- Avoid dropping your Sova device. It may scratch the coating or otherwise damage the device. Do not use the device if the surface is damaged in any way.
- Do not use a Sova device that you know or suspect may be defective, for example a Sova device having the appearance of a defective coating or containing corroded batteries.
- Keep the device and batteries out of the reach of children and pets. Should the battery, motor, or any parts of the device be inadvertently swallowed, please contact your doctor immediately.
- Do not leave the Sova device unattended on any surface while it is operating.

Cleaning and Storage

Cleaning

Clean your Sova™ device before first use and between uses thereafter with warm water and mild antibacterial soap or a rubber and silicone friendly vibrator cleaner. Dry completely with a soft, lint-free cloth. While cleaning, avoid submerging the device into water as it is **not a waterproof device**. Do not allow water to enter the battery compartment. Do not clean with boiling water or wash it in the dishwasher as extreme temperatures may damage the device.

Storage

When your Sova device is clean and dry, place it in the included satin pouch and store in a cool, dry environment. Remove batteries from any device that will be stored for long periods of time, 30 days or more.

Troubleshooting

Why won't my Sova™ device turn on?

- Check that the battery is oriented correctly, positive side (+) down. **(b)**
- Make sure to quickly click the On/Off button to turn on. The device will not turn on if you press and hold for 2 seconds.
- Make sure that the battery is not weak or dead.

If you experience other issues or concerns with your Sova device, please contact 888-844-6763.

Specifications

Materials: Silicone Rubber: FDA 21 CFR 177.2600 Certified.

Chrome Cap: Trivalent Chromium

Battery: Holds one 1.5 Volt, Size AA, Alkaline battery

Disposal

All batteries must be recycled or disposed of in accordance with applicable state and local regulations. Do not put batteries in fire or mutilate, as batteries may burst or release toxic materials. Do not short-circuit batteries as this may cause burns.

Product Returns

Unopened Returns

If you are dissatisfied with your device, it may be returned unopened and unused within 30 days of receipt for a credit, refund or exchange. NOTE: The plastic sleeve and any other seals that enclose the device box must be unbroken.

Pre-authorization is required for all returns and exchanges. No item can be returned without a Return Merchandise Authorization (RMA) number. To get an RMA number, please contact Customer Service at: 888-844-6763. You will need to provide proof of ownership.

Customer Service

Questions or comments: Call 888-844-6763.

Or visit www.enjoysova.com

Warranty Information

Limited One Year Warranty

Products Plus LLC warrants this product against any defects that are due to faulty material or workmanship for a one-year period from the original date of consumer purchase. This warranty does not include damage to the product resulting from accident or misuse. If the product should become defective within the warranty period, we will replace it free of charge, if deemed a warranty defect. For all warranty questions or comments: Call 888-844-6763 or visit www.enjoysova.com

THE FOREGOING IS THE SOLE WARRANTY FOR THE PRODUCT. PRODUCTS PLUS LLC HEREBY DISCLAIMS ANY IMPLIED WARRANTY THAT THE PRODUCT WILL BE MERCHANTABLE OR FIT FOR ANY PARTICULAR PURPOSE. PRODUCTS PLUS LLC'S LIABILITY AND CONSUMER'S EXCLUSIVE REMEDY UNDER THE FOREGOING PARAGRAPH WILL BE LIMITED TO A REPLACEMENT, REFUND OF OR CREDIT FOR THE PURCHASE PRICE PAID BY THE CONSUMER FOR THE NONCONFORMING, DEFECTIVE, OR DAMAGED PRODUCT, IN PRODUCTS PLUS LLC'S SOLE DISCRETION. THE WARRANTY ABOVE IS EXCLUSIVE AND IN LIEU OF ALL OTHER WARRANTIES, WHETHER EXPRESS OR IMPLIED.

Disclaimer

Consumers may use this device at their own risk. PRODUCTS PLUS LLC does not assume any responsibility or liability for any use of this device.

FOR ADULT USE ONLY.

PRODUCTS PLUS LLC
507 Stokely Drive
P.O. Box 1
Deforest, WI 53532

TM Trademark of Products Plus LLC
© 2015 Products Plus LLC
www.enjoysova.com

7/15 12407-00

T22-0003626